



PRE-UNI NEW COLLEGE

Head Office: 5 The Crescent, Strathfield NSW 2135 PH: 9746 7000 FAX: 9746 6999
 Email: info@newcollege.edu.au Website: nsw.newcollege.com.au / www.cyberschool.com.au

Welcome to Pre-Uni New College Cyberschool!

Cyberschool is a special e-learning website (www.cyberschool.com.au) hosted by Pre-Uni New College and provides the extensive educational services to help students revise their entire Pre-Uni New College class work. Students can register for their own Cyberschool account to access its services.

Services vary depending on the course registered, and each service has its due date so students should enjoy all provided services until expiry as there is no extension.

| Once registered Year 4 OCTTC Course, students can: | Service Found At |
|--|--|
| <ul style="list-style-type: none"> ➤ download Module Answers of Reading week’s Workbook until the last day of next holiday. | MY COURSES > OCTTC > Extra Material |
| <ul style="list-style-type: none"> ➤ attempt Vocabulary Practice Tests to build strong vocabulary skills within given period. | MY COURSES > OCTTC > Online Supplementary Test |
| <ul style="list-style-type: none"> ➤ try OCTTC Challenge to review up to 15 questions missed in tests the following week. | MY COURSES > OCTTC > Challenge |
| <ul style="list-style-type: none"> ➤ try GA Practice for Scholarship Test, Reading 310 and Master 27ES for more practice until the last day of next holiday. | EXTRA RESOURCES > GA for Scholarship / Reading 310 / Master 27ES |

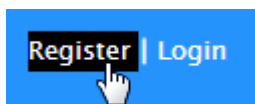
Below is the Overall Cyberschool Service Schedule for 2024 Term 3 OCTTC Course.

| Test Info | Week | OCTTC Challenge | | Workbook Answer | Vocabulary Practice Test | | Ranking Available |
|---|--------|-----------------|-------------|-----------------|--------------------------|-------------|-------------------|
| | | Service Start | Service End | Service Start | Service Start | Service End | |
| Test 21 MR/TS | Week 1 | 27/07/2024 | 01/08/2024 | | | | 27/07/2024 |
| Test 21 Reading | Week 2 | 28/07/2024 | 01/08/2024 | 27/07/2024 | 27/07/2024 | 01/08/2024 | 28/07/2024 |
| Workbook Module Answer will be available until 11th October 2024. | | | | | | | |

DISCLAIMER: DETAILS OF THE SERVICE SUBJECT TO CHANGE WITHOUT PRIOR NOTICE.

How can I get my Cyberschool account?

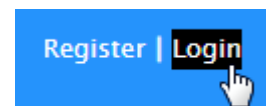
1. Go to www.cyberschool.com.au.
2. Click 'Register' on the top right corner of the main page.



3. Enter your student id number, date of birth and email address in the registration fields. Click the 'Submit' button.
4. Once you have submitted, you will be given a verification email, where it will contain the activation link.
5. Check your email inbox to find the verification email from the Cyberschool team. If you can't find it in your inbox, check the junk folder. It will be there, if so, unmark it as junk.
6. Click on the activation link. If the link doesn't work, copy and paste the link into the address bar of your internet browser and press the enter key.
7. The link will open a window for password creation (Sign Up) page. Enter your desired password twice in the following fields and click Submit.
8. Once registered, you will be logged into the site. The login status bar is located on the top right of the page which looks like Fig 1 below. If you want to log out, click 'Logout'.
9. Next time you want to log in, click 'Login' and enter your student number and password.

I forgot my password.

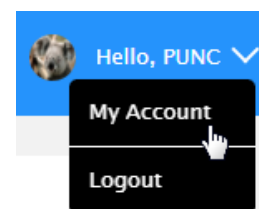
1. Click 'Login' at the top right of the page.



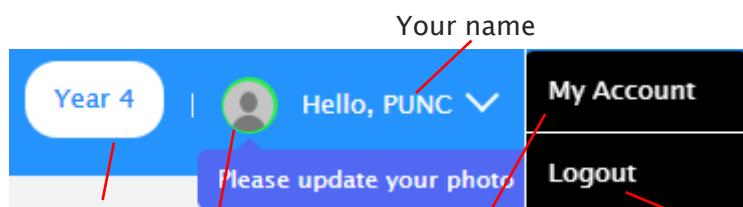
2. Click 'Forgot your password?' menu next to the Login button.
3. Enter your student id number, date of birth, email address and click 'Submit'.
4. Check your email account for your temporary password.
5. Log on to the Cyberschool with your temporary password.

How can I change my password?

1. Log on to the Cyberschool and click 'My Account' on the top right corner of the main page.



2. Click 'Change my password' menu and enter new password twice then click 'Submit'.
3. A confirmation message will appear.



Your grade

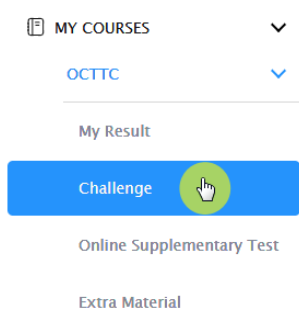
Click the icon to update your photo

My account information

Click here to log out

How to Access the OCTTC Review (Challenge)

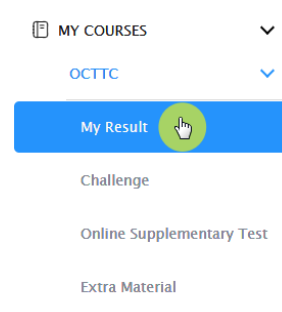
1. Go to 'Challenge' under 'MY COURSES > OCTTC' menu in the top menu bar.



2. Read and agree to the Conditions of Use.
3. [Fig. 1] OCTTC Challenge page will appear with the test number and challenge (retest/review) period.
4. Click on the test subject.
5. Click 'Start Retest' button to begin the retest. Attempt the questions under the test condition and click Finish to check the result.
6. Revise and retry the questions (using Review & Try Again buttons) until you got all correct answers.

How to Access My OCTTC Result Page

1. [Fig. 2] Click 'My Result' under 'MY COURSES > OCTTC' menu in the top menu bar.



2. You will then be able to see following information.
 - component & overall score of the test
 - your test report (online version)
 - your ranking in the test (one week later)
 - OCTTC review link (when applicable)
3. [Fig. 3] Click Youtube video link at the description for more explanation.

[Fig. 1]

The screenshot shows the 'OCTTC Challenge' page. At the top, it says 'No. 17' and 'Challenge Period: 24 September 2022 - 7 October 2022'. Below this, there is a section for 'OCTTC Test Number' and a note to 'Check the duration of the OCTTC Challenge'. The main part of the page is a table titled 'Challenge 1' with columns for 'No.', 'Time Retest', 'Raw Score', 'Score (%)', 'Wrong Question Number', and 'Action'. The table shows six retest attempts. The last row shows a score of 100% and a 'Review' button. A yellow button at the bottom says 'Try the next 4 questions'. Annotations with red boxes and arrows point to the 'OCTTC Test Number', the challenge duration, the 'Review' button, and the 'Try the next 4 questions' button.

| No. | Time Retest | Raw Score | Score (%) | Wrong Question Number | Action |
|----------|------------------|-----------|-----------|-----------------------|--------|
| Retest 1 | 14:34 04/10/2022 | 1/5 | 20% | 5 7 26 34 | |
| Retest 2 | 14:36 04/10/2022 | 0/4 | 0% | 5 7 26 34 | |
| Retest 3 | 14:37 04/10/2022 | 1/4 | 25% | 5 7 34 | |
| Retest 4 | 14:39 04/10/2022 | 1/3 | 33% | | |
| Retest 5 | 16:51 04/10/2022 | 0/2 | 0% | | |
| Retest 6 | 16:52 04/10/2022 | 2/2 | 100% | | Review |

[Fig. 2]

My Result

OC Trial Test Course OCTTC Practice

Overall score in the OCTTC. Your ranking in the test / total number of test-takers.

* Overall score (Maximum score: 100) = Reading (33.3%) + M.R.(33.3%) + T.S.(33.3%)

| | Reading | | M.R. | | T.S. | | Overall | |
|------------|---------|---------|-------|---------|-------|---------|---------|---------|
| | Score | Ranking | Score | Ranking | Score | Ranking | Score | Ranking |
| OCTTC No.1 | 30/30 | 1/677 | 29/30 | 1/677 | 26/30 | 1/672 | 95/100 | 1/681 |
| OCTTC No.2 | 29/30 | 1/752 | 29/30 | 1/752 | 29/30 | 1/752 | 97/100 | 1/752 |

2024 OC Trial Test Report

Click the icon to print each subject's test report.



Academic Success with
PRE-UNI NEW COLLEGE

Website: www.newcollege.com.au
Email: info@newcollege.com.au

2024 OC Trial Test Report (Reading)

| | |
|-----------------------|---------------------------------------|
| Student Name: | Your Score: 76% (19 out of 25) |
| Student ID: | Test Average: 55% |
| Test Number: 1 | Print Date: |

| Mark | Category | Description | Mark | Category | Description |
|----------------|-----------------------|-------------------------------|---------------|-------------|---------------------------------|
| 1. A ✓ (65%) | Reading Comprehension | Narrative-Drawing Conclusions | 16. F ✓ (66%) | Gapped Text | Gapped Text-Drawing Conclusions |
| 2. A X D (65%) | Reading Comprehension | Narrative-Factual Information | 17. A ✓ (38%) | Gapped Text | Gapped Text-Drawing Conclusions |

[Fig. 3]

| No | Category | Description | Correct (%) |
|----|----------------------------|--------------------|-------------|
| 1 | Identifying similarity | Making conclusions | 100% |
| 2 | Identifying similarity | Arrangement | 100% |
| 3 | Detecting reasoning errors | Analysing argument | 91% |
| 4 | Finding procedures | Table & Graph | 36% |
| 5 | Relevant selections | Table & Graph | 68% |
| 6 | Relevant selections | Number operations | 29% |

Click the icon for more explanation.

OCTTC Review & Test Result- FAQ

Q. How long can I attempt the OCTTC Challenge?

A. You will have maximum of **fourteen (14) days** for each OCTTC Challenge – from the following week of each test week. Please check the challenge period in the OCTTC Challenge page and complete the retest within the period.

Q. I can't see any questions. What's the problem?

A. The service automatically retrieves each test subject's questions you incorrectly answered in the recent OCTTC session, unless you didn't attend the test, or the test results haven't yet been recorded.

Q. How many questions are available for each challenge?

A. It automatically retrieves the maximum of 15 questions per subject you answered incorrectly in the recent tests. The order of the questions varies depending on your test score and test average score.

Q. How many questions will I see in each retest?

A. Each retest contains maximum of 5 questions and you have 2 minutes per question. After the 1st attempt, the next retest will show only the questions you got wrong.

Q. I can't see the 'Review' button.

A. The 'Review' button will appear when you answered all questions correctly or after the second retest.

Q. I can see my test score, but not my rank.

A. Your rank will be shown after gathering all other students' results, which usually takes one week of the test. Please check again on the following Saturday.

Q. When can I get my overall ranking and overall score?

A. To be able to produce the correct overall score and ranking, we need to collect all test scores (Reading, Mathematical Reasoning and Thinking Skills) from all OCTTC students. Therefore, it usually takes two weeks. Please check them out two weeks later after your test.

Q. My Mathematical Reasoning score is 28. Does it mean I got 28% correct answers?

A. No, it's your raw (original) test score – number of questions you answered correctly in the test. So, your Mathematical Reasoning score 28 means you got 80% (28 out of 35) correct answers.

Q. I discontinued my OCTTC. Can I still access my previous OCTTC results online?

A. No, it's only available during your OCTTC enrolment period. When you resume your OCTTC, it will become available again.

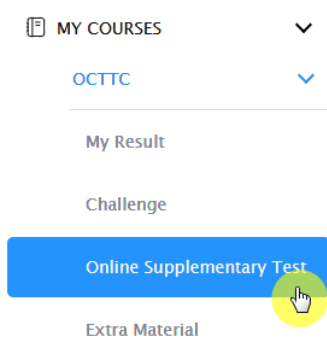
What is Vocabulary Practice Test?

Building a strong vocabulary is critical as it leads to higher scores in the OC reading test. Year 4 OCTTC students are provided with the vocabulary list (attached on Workbook that distributed in class, during Reading test weeks.) for this reason. Students must memorise them all and attempt the vocabulary practice test within given period.

The vocabulary practice test will be uploaded on **the first day (Saturday) of Reading test week** and accessible for the **next two (2) weeks**. Students must attempt the test as soon as it's uploaded on Saturday and study it.

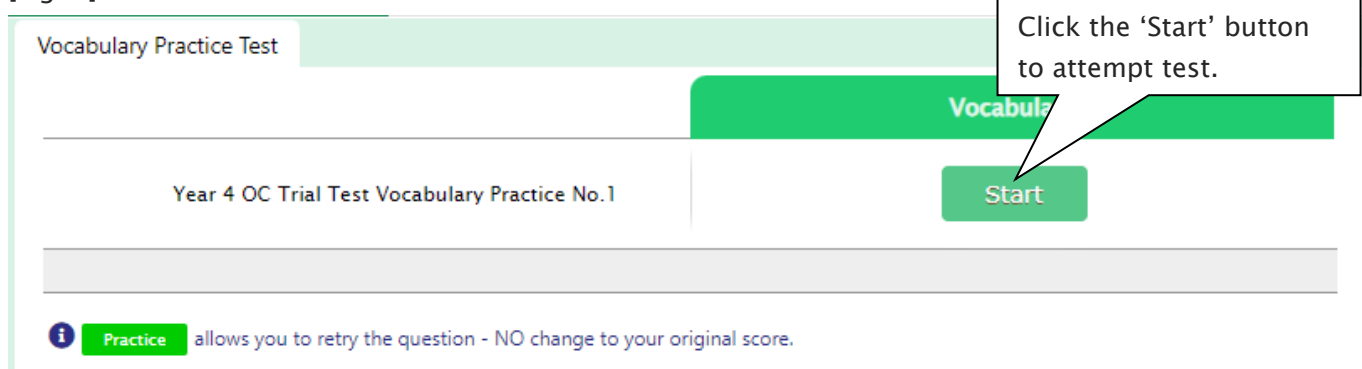
How to Do Vocabulary Practice Test

1. Go to **Online Supplementary Test** below **MY COURSES > OCTTC** on the menu bar.
3. Click 'Finish' button at the top right corner when completed the test.
4. **[Fig. 2]** Reattempting test is available by clicking 'Practice' button next to the 'Test Review'. This will not affect to the original score.

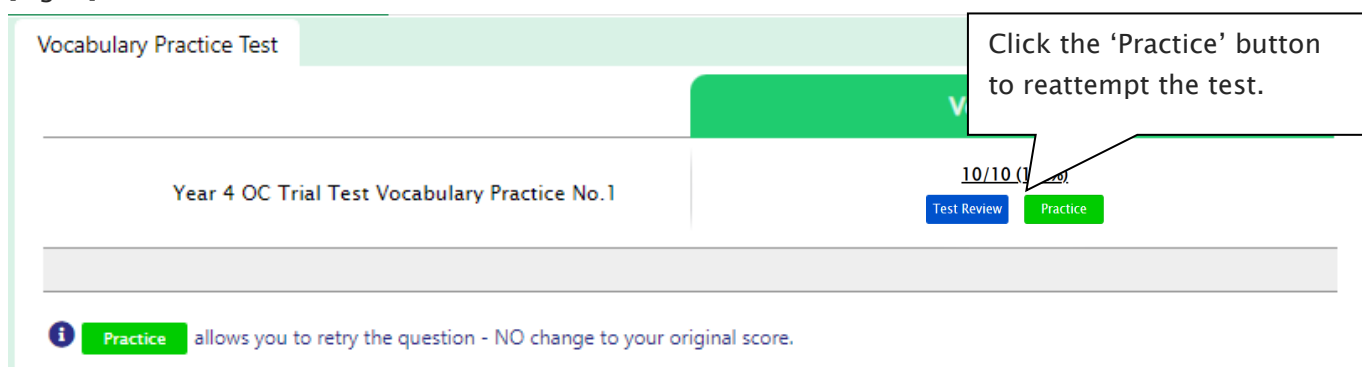


2. **[Fig. 1]** Click 'Start' button to begin the test.

[Fig. 1]



[Fig. 2]

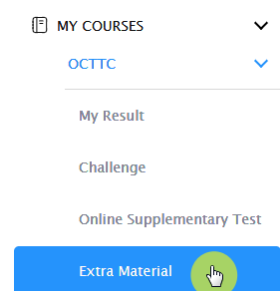


How to Download Module Answer of Workbook

Workbook that contains vocabulary list, practice questions, different text type and its questions, and jumbled paragraph questions will be given in class during Reading test weeks. Module answer of this material will be provided for OCTTC students on the first day of the week. Answers will expire at the last day of next holiday. Please note the date and remember to access them when available.

How to Download the Worksheet

1. Go to 'Extra Material' below 'MY COURSES > OCTTC' on the menu bar.



2. Download the PDF file within given period.

