



PRE-UNI NEW COLLEGE

Head Office: 5 The Crescent, Strathfield NSW 2135 PH: 9746 7000 FAX: 9746 6999
 Email: info@newcollege.edu.au Website: nsw.newcollege.com.au / www.cyberschool.com.au

Welcome to Pre-Uni New College Cyberschool!

Cyberschool is a special e-learning website (www.cyberschool.com.au) hosted by Pre-Uni New College and provides the extensive educational services to help students revise their entire Pre-Uni New College class work. Students can register for their own Cyberschool account to access its services.

Services vary depending on the course registered, and each service has its due date so students should enjoy all provided services until expiry as there is no extension.

Once registered Year 3 OCFC Course, students can:	Service Found At
<ul style="list-style-type: none"> ➤ download Module Answers of weekly Workbook until the last day of next holiday. 	MY COURSES > OCFC > Extra Material
<ul style="list-style-type: none"> ➤ attempt Vocabulary Practice Tests to build strong vocabulary skills within given period. ➤ try OCFC Practice Question test questions for extra practice. 	MY COURSES > OCFC > Online Supplementary Test
<ul style="list-style-type: none"> ➤ try OCFC Challenge to review questions missed in tests the following week. 	MY COURSES > OCFC > Challenge
<ul style="list-style-type: none"> ➤ try GA Practice for Scholarship Test, Reading 310 and Master 27ES for more practice until the last day of next holiday. 	EXTRA RESOURCES > GA for Scholarship / Reading 310 / Master 27ES

Below is the Overall Cyberschool Service Schedule for 2024 Term 3 OCFC Course.

Test Info	Week	OCFC Challenge	
		Service Start	Service End
R #1 MR #1	Week 1	27/07/2024	09/08/2024
TS #1 MR #1	Week 2	03/08/2024	16/08/2024
R #2 MR #1	Week 3	10/08/2024	23/08/2024
TS #2 MR #1	Week 4	17/08/2024	30/08/2024
R #3 MR #1	Week 5	24/08/2024	06/09/2024
TS #3 MR #1	Week 6	31/08/2024	13/09/2024

Week	Workbook Answer	Vocabulary Test		OCFC Practice Question (CBT Practice)	Position Available
		Service Start	Service End	Service Start	
Week 1	20/07/2024	20/07/2024	02/08/2024	20/07/2024	27/07/2024
Week 2	27/07/2024	27/07/2024	09/08/2024	27/07/2024	03/08/2024
Week 3	03/08/2024	03/08/2024	16/08/2024	03/08/2024	10/08/2024
Week 4	10/08/2024	10/08/2024	23/08/2024	10/08/2024	17/08/2024
Week 5	17/08/2024	17/08/2024	30/08/2024	17/08/2024	24/08/2024
Week 6	24/08/2024	24/08/2024	06/09/2024	24/08/2024	31/08/2024

Test Info	Week	OCFC Challenge	
		Service Start	Service End
R #4 MR #1	Week 7	07/09/2024	20/09/2024
TS #4 MR #1	Week 8	14/09/2024	27/09/2024
R #5 MR #1	Week 9	21/09/2024	04/10/2024
TS #5 MR #1	Week 10	28/09/2024	11/10/2024
Term Test (CBT)	Week 11	05/10/2024	18/10/2024

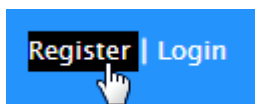
Week	Workbook Answer	Vocabulary Test		OCFC Practice Question (CBT Practice)	Position Available	
		Service Start	Service Start	Service End		Service Start
Week 7		31/08/2024	31/08/2024	13/09/2024	31/08/2024	07/09/2024
Week 8		07/09/2024	07/09/2024	20/09/2024	07/09/2024	14/09/2024
Week 9		14/09/2024	14/09/2024	27/09/2024	14/09/2024	21/09/2024
Week 10		21/09/2024	21/09/2024	04/10/2024	21/09/2024	28/09/2024
Week 11						05/10/2024

Workbook Module Answer and Practice Question will be available until 11th October 2024.

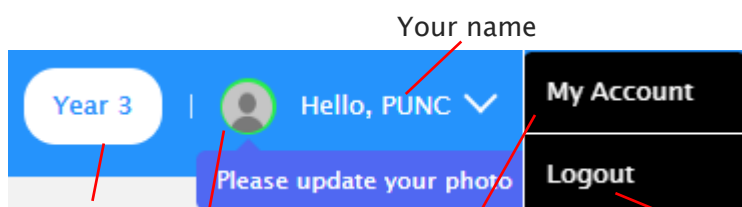
DISCLAIMER: DETAILS OF THE SERVICE SUBJECT TO CHANGE WITHOUT PRIOR NOTICE.

How can I get my Cyberschool account?

1. Go to www.cyberschool.com.au.
2. Click 'Register' on the top right corner of the main page.



3. Enter your student id number, date of birth and email address in the registration fields. Click the 'Submit' button.
4. Once you have submitted, you will be given a verification email, where it will contain the activation link.
5. Check your email inbox to find the verification email from the Cyberschool team. If you can't find it in your inbox, check the junk folder. It will be there, if so, unmark it as junk.
6. Click on the activation link. If the link doesn't work, copy and paste the link into the address bar of your internet browser and press the enter key.
7. The link will open a window for password creation (Sign Up) page. Enter your desired password twice in the following fields and click Submit.
8. Once registered, you will be logged into the site. The login status bar is located on the top right of the page which looks like Fig 1 below. If you want to log out, click 'Logout'.
9. Next time you want to log in, click 'Login' and enter your student number and password.



Your grade

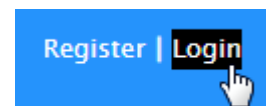
Click the icon to update your photo

My account information

Click here to log out

I forgot my password.

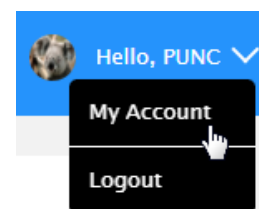
1. Click 'Login' at the top right of the page.



2. Click 'Forgot your password?' menu next to the Login button.
3. Enter your student id number, date of birth, email address and click 'Submit'.
4. Check your email account for your temporary password.
5. Log on to the Cyberschool with your temporary password.

How can I change my password?

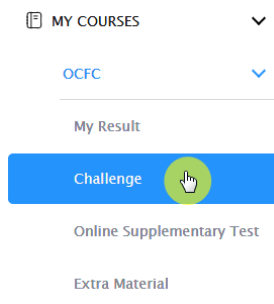
1. Log on to the Cyberschool and click 'My Account' on the top right corner of the main page.



2. Click 'Change my password' menu and enter new password twice then click 'Submit'.
3. A confirmation message will appear.

How to Access the OCFC Review (Challenge)

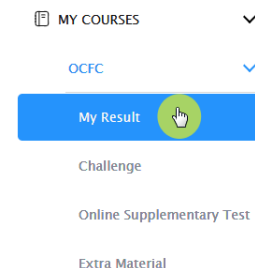
1. Go to 'Challenge' under 'MY COURSES > OCFC' menu in the top menu bar.



2. Read and agree to the Conditions of Use.
3. [Fig. 1] OCFC Challenge page will appear with the test number and challenge (retest/review) period.
4. Click on the test subject.
5. Click 'Start Retest' button to begin the retest. Attempt the questions under the test condition and click Finish to check the result.
6. Revise and retry the questions (using Review & Try Again buttons) until you got all correct answers.

How to Access My OCFC Result Page

1. [Fig. 2] Click 'My Result' under 'MY COURSES > OCFC' menu in the top menu bar.



2. You will then be able to see following information.
 - component & overall score of the test
 - your test report (online version)
 - your position in the test (one week later)
3. [Fig. 3] Click Youtube video link at the description for more explanation.

[Fig. 1]

OCFC Challenge ?

The screenshot shows the OCFC Challenge interface. At the top, there are tabs for 'Reading', 'Mathematical Reasoning', and 'Thinking Skills'. Below the tabs, there is a 'Challenge 1' section with a table of retest results. A yellow button at the bottom says 'Try the next 4 questions'. Red boxes and arrows point to specific elements with explanatory text.

No.	Time Retest	Raw Score	Score (%)	Wrong Question Number	Action
Retest 1	14:34 04/10/2022	1/5	20%	5 7 26 34	
Retest 2	14:36 04/10/2022	0/4	0%		
Retest 3	14:37 04/10/2022	1/4	25%		
Retest 4	14:39 04/10/2022	1/3	33%		
Retest 5	16:51 04/10/2022	0/2	0%		
Retest 6	16:52 04/10/2022	2/2	100%		Review

Annotations in the image:

- A red box points to the 'Mathematical Reasoning' tab with the text: "Choose the test subject."
- A red box points to the 'Challenge 1' header with the text: "OCFC Test Number"
- A red box points to the 'Review' button in the table with the text: "Once you answered all questions correctly, you can click the review button and review the questions with worked answers."
- A red box points to the 'Try the next 4 questions' button with the text: "Once you completed the retest, check here if you have more questions to try."

[Fig. 2]

My Result

OC Foundation Course

OC Foundation Course | OC Practice Question

* OCFC Test Overall score (Maximum score: 100) = Reading (33.3%) + M.R. (33.3%) + T.S. (33.3%)

	Reading (20 Questions)		M.R. (20 Questions)		T.S. (20 Questions)		Overall	
	Score	Position	Score	Position	Score	Position	Score	Position
OCFC No. 1	11	57%	11	57%	-	-	28.33	100

* The position indicates the position of students relative to all students who sat the same test.
For example, position 60% means the student scored higher than 60% of all the students who took the same test.

Overall score in the OCFC.

Your position in the test / total number of test-takers.



Academic Success with
PRE-UNI NEW COLLEGE
OC, Selective School, and HSC Coaching Specialists

Website: www.newcollege.com.au
E-mail: info@newcollege.com.au



Academic Success with
PRE-UNI NEW COLLEGE
OC, Selective School, and HSC Coaching Specialists

Website: www.newcollege.com.au
E-mail: info@newcollege.com.au

2025
Test N

2025 OC Foundation Course Test Report (Reading)

Rea

Student Name:			Your Score:		
Student ID:			Test Average:		
Test Number: 1			Class:		
Mark	Category	Description	Mark	Category	Description
1. X (59%)	Reading Comprehension	Narrative-Understanding Character Motives	11. ✓ (61%)	Reading Comprehension	Narrative-Understanding Character's Feelings

[Fig. 3]

No	Category	Description	Correct (100%)
1	Identifying similarity	Making conclusions	
2	Identifying similarity	Arrangement	
3	Detecting reasoning errors	Analysing argument	91%
4	Finding procedures	Table & Graph	36%
5	Relevant selections	Table & Graph	68%
6	Relevant selections	Number operations	29%

Click the icon for more explanation.

OCFC Review & Test Result- FAQ

Q. How long can I attempt the OCFC Challenge?

A. You will have maximum of **fourteen (14) days** for each OCFC Challenge – from the following week of each test week. Please check the challenge period and complete the retest within the period.

Q. I can't see any questions. What's the problem?

A. The service automatically retrieves each test subject's questions you incorrectly answered in the recent OCFC session, unless you didn't attend the test, or the test results haven't yet been recorded.

Q. How many questions will I see in each retest?

A. Each retest contains maximum of 5 questions and you have 2 minutes per question. After the 1st attempt, the next retest will show only the questions you got wrong.

Q. I can't see the 'Review' button.

A. The 'Review' button will appear when you answered all questions correctly or after the second retest.

Q. Can I see the questions from earlier tests?

A. The service only provides the recent test questions. The 14-day review policy will be strictly implemented, so please don't miss out the review service each week within its review period.

Q. My Mathematical Reasoning score is 11. Does it mean I got 11% correct answers?

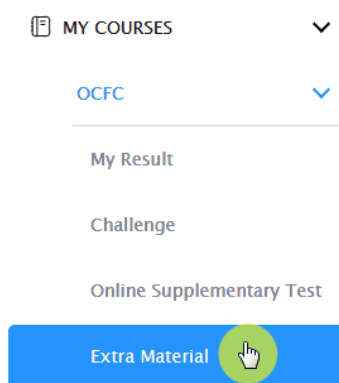
A. No, it's your raw (original) test score – number of questions you answered correctly in the test. So, your Mathematical Reasoning score 11 means you got 55% (11 out of 20) correct answers.

How to Download Module Answer of Workbook

Module answer of the weekly workbook material will be provided for OCFC students on the first day of the week. Answers will expire at the last day of next holiday. Please note the date and remember to access them when available.

How to Download the Answer

1. Go to 'Extra Material' below 'MY COURSES > OCFC' on the menu bar.



2. Download the PDF file within given period.

Material & Answer

* Materials are available only during the term. Pre-Uni New College does not provide the previous term's materials.

Term

Please download and save the material files during the available period.

A screenshot of a course page for 'OC Foundation Course'. It features a table with a 'TEST' column and a 'Workbook-Answer' column. The first row of the table has a yellow cell with the number '1' and a blue document icon with 'COM' on it. A callout box with a pointer to the icon contains the text: 'Click the icon to download the answer file.'

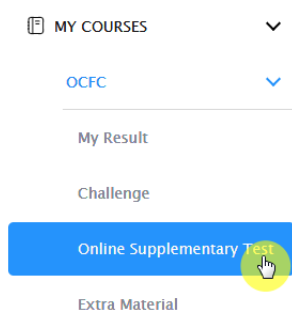
What is Vocabulary Practice Test?

Building a strong vocabulary is critical as it leads to higher scores in the OC reading test. Year 3 OCFC students are provided with the vocabulary list (attached on Workbook that distributed in class every week) for this reason. Students must memorise them all and attempt the vocabulary practice test within given period.

The vocabulary practice test will be uploaded on **the first day (Saturday) of each lesson week** and accessible for the **next two (2) weeks**. Students must attempt the test as soon as it's uploaded on Saturday and study it.

How to Do Vocabulary Practice Test

1. Go to **'Online Supplementary Test'** below **'MY COURSES > OCFC'** on the menu bar.
3. Click 'Finish' button at the top right corner when completed the test.

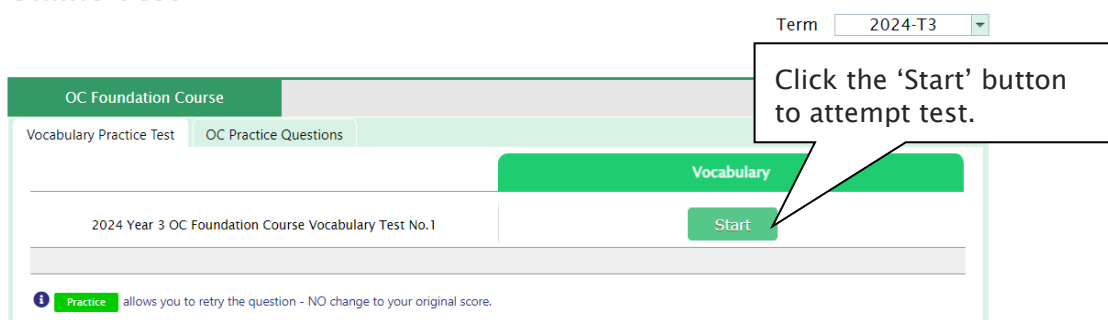


4. [Fig. 2] Reattempting test is available by clicking 'Practice' button next to the 'Test Review'. This will not affect to the original score.

2. [Fig. 1] Click 'Start' button to begin the test.

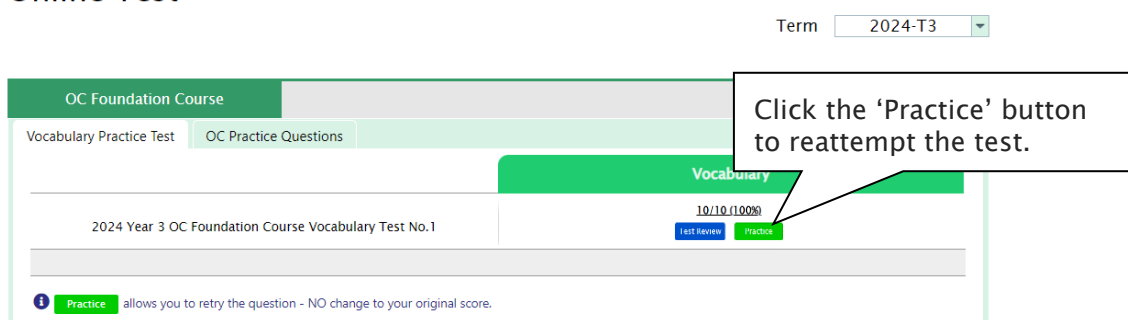
[Fig. 1]

Online Test



[Fig. 2]

Online Test



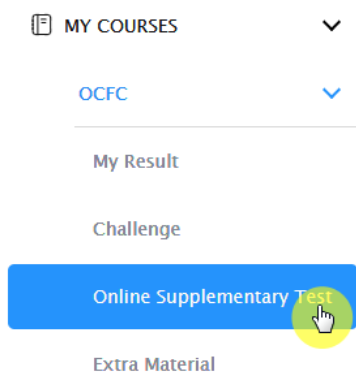
What is OCFC Practice Question?

Weekly practice questions in Reading, Mathematical Reasoning, and Thinking Skills will be provided for more practice. Regular practice on Cyberschool will help students become familiar with various question types and prepares for the computer-based test format used in OCTTC and actual OC exam.

Tests will expire at the last day of next holiday. Please note the date and remember to access them when available.

How to Do OC Practice Question

1. Go to 'Online Supplementary Test' below 'MY COURSES > OCFC' on the menu bar.
3. Click 'Finish' button at the top right corner when completed the test.



4. Reattempting test is available by clicking 'Practice' button next to the 'Test Review'. This will not affect to the original score.

2. [Fig. 1] Click 'Start' button to begin the test.

[Fig. 1]

Online Test

Term

